

# Meet Your Board Members!

Dixon RCD Board meets monthly on the 2nd Wednesday at 12:00 noon ~ Join Us!  
February Board Meeting will include Long-Range Planning for the District



## David Viguie

**President**  
*Serving Since January 1988*  
Committees & Appointments  
Financial, Personnel, Policy, Insurance & Safety, Water Quality Coalition

David believes that the District represents its landowners in three primary areas; 1) The Drain System, a cornerstone to why Dixon RCD was formed; 2) Water Quality; 3) Groundwater Sustainability. He is happy with how the District keeps its focus on these. David has farmed within the District for 40 years and shares his significant understanding of areas, especially the drain system, to the benefit of the District.



## Spencer Bei

**Vice President**  
*Serving Since January 2017*  
Committees & Appointments  
Personnel, Ditch Maintenance, Water Quality Coalition, Dixon Regional Watershed JPA, Groundwater Sustainability Agency


Spencer believes the most important role of the District is to provide drainage service to the area. His favorite part of serving is the opportunity to share insight and knowledge to the benefit of the District. Spencer's local insight, knowledge and experience benefit the District in all of it's programs. Spencer serves on several District Committees and represents the District on two outside agencies.



## Sam Beukelman

**Director**  
*Serving Since December 2011*  
Committees & Appointments  
Ditch Maintenance, Policy, Insurance & Safety, Dixon Regional Watershed JPA

Sam's believes the most important role of the District is drainage throughout the District. His favorite part of serving is being able to help solve issues that come before the Board. Sam's problem solving skills, knowledge of the area and willingness to serve on District committees as well as to represent the District on the JPA provides benefits to throughout the District.



## Eric Schene

**Director**  
*Serving Since January 2019*  
Committees & Appointments  
Dixon Regional Watershed JPA, Groundwater Sustainability Agency

Eric believes that the most important role of the District is to improve and maintain the drainage system in our county, which has an effect on our overall water quality resources. Additionally he believes the District's community outreach programs fulfill an important role in service to our community members. His favorite part of serving is the opportunity to network with like minded people that have the similar goals and interests. As a cattle rancher, Eric brings a value added perspective to the Board and a different view and input focusing on improvements from the bottom of the system up. Eric also serves as an alternate District representative to outside agencies.

To view online, visit [dixonrcd.org/board-of-directors](http://dixonrcd.org/board-of-directors)



## Daniel Jones

**Director**  
*Serving Since January 2021*  
Committees & Appointments  
Financial

Daniel believes the most important role of the District is to help with conserving & utilizing water in the most efficient, useful way that allows all end users to achieve maximum productivity as well as providing drainage services in the storm & irrigation seasons. His favorite part of serving thus far has been learning about the system as well as interacting with local community members, including other board members, to move the District forward in the best capacity to serve all members. Daniel's experience as a former banker, his understanding of fiduciary responsibilities and willingness to serve on the Financial Committee is an asset to the District.

### STAFF

**Kelly Huff**, District Manager

**Martha McKeen**, Program Coordinator

**Joanna Yac**, Office Manager



**DIXON RESOURCE CONSERVATION DISTRICT**

1170 N. LINCOLN STREET, STE. 110  
DIXON, CA 95620  
707.678.1655

PLEASE REMEMBER, DUE TO COVID-19,  
OFFICE VISITS ARE BY APPOINTMENT ONLY!

VISIT US ONLINE AT [DIXONRCD.ORG](http://DIXONRCD.ORG)

**SIGN UP ONLINE FOR  
PUBLIC SAFETY  
NOTIFICATIONS**



### NEW STAFF MEMBER!

Welcome Joanna Yac, our new Office Manager!

Joanna has been busy adjusting to serve as our new Office Manager on a part-time schedule. She began working for Dixon RCD on July 19th and is excited to continue her time here for years to come. Joanna has experience in management and has a degree in Environmental Science. If you have any questions, please contact Joanna at (707) 678-1655 ext. 100.

## Annual Report

December 1, 2021



DIXON RESOURCE CONSERVATION DISTRICT

# Dixon RCD News

*Dixon RCD Mission*

*To provide leadership and make available technical, financial and educational resources to local land users for drainage, water quality, and habitat management through competent, cost effective services and partnerships.*

## DITCH MAINTENANCE

Ditch Maintenance Fees are to remain at \$4.00/acre for 2022. Last year's increase was the final increase approved in the 2016 rate study and vote of District Landowners. Page 3 has a comparison of 5 – year rate study estimates to actuals.

### Maintenance Activities Dec. 2020 to Nov. 2021

Ditch Spraying	January full-system pre-emergent spray and July/August delayed summer system spray which resulted in areas of poor weed control.
Ditch Excavation	Contractors cleaned 5.0 miles including portions of Lateral 1A, Northcross Drain, Tremont 3. Ditch Members cleaned additional 2.0 miles including portions of Laterals 3,4,5 and Tremont 1A.
Spoils Leveling	Contractors leveled 1/2 of a mile. Ditch Members leveled an additional 2.0 miles.
Debris Removal / Ditch Repair & Improvements	Contractors completed 12 days of debris and trash removal. Staff completed an additional 3 days of trash removal.

### THANK YOU FOR YOUR HELP!

In many areas of the District, ditch members have reduced costs down for everyone by assisting us with unplugging culverts, trash clean-up, spoils management, cleaning ditches, controlling vegetation, use of water for sprays & alerting us to issues early. Thank you!

Since many of our drainage facilities border public roads and we have our fair share of wind our system accumulates a lot of trash. We are considering all options to address this, including volunteer clean up days. Let us know if you have any ideas!



T  
R  
A  
S  
H  
  
T  
A  
L  
K



A  
C  
C  
E  
S  
S



Most Common Trash = Plastic water bottles, Styrofoam, furniture. **Report Illegal Dumping to Sheriff's Office** (707) 421-7090; [illegaldumping@solanocounty.com](mailto:illegaldumping@solanocounty.com)

Access for Maintenance = Savings Please keep roads clear & add RCD lock to gates

### October 24th Event sets 24-Hour Records. Overall System Did Well

Meaningful rainfall seemed a thing of the past until the 24 hour rainfall totals on Sunday October 24th broke records. Although we had a few areas of localized flooding and bank erosion, overall the Dixon RCD system did well considering Solano County Water Agency estimated the October 24th event somewhere between a 50 to 75 year event.


PLEASE remember to remove structures before storms!



City of Dixon Ponds help to detain urban drainage until the RCD systems have room in Laterals 1, 2 & 3



Tremont 3 at Hackman Road October 25, 2021



The Complete DRAFT of the Solano GSP is available for review at [solanogsp.com](http://solanogsp.com). The five groundwater sustainability agencies (GSAs) that make up the Solano Collaborative will be considering approval of the plan at their December meetings.

The 31 page Executive Summary provides a good overview of the more than 6,500 page GSP. Below are some highlights.

The Plan Area covers 354,600 acres – 79% in Solano County, 20% in Sacramento County and 1% in Yolo County. The Land Use by area is 58% Ag., 32% Riparian/Native, 9% Urban.

The Sustainable Yield for the Subbasin is estimated to be 190,000 acre feet per year for the combined primary aquifers, which is equal to the projected volume of groundwater extracted annually in the Subbasin with future land use and 2070 climate change conditions.

Potential funding and financing sources in the plan include grants, bonds, private borrowing, low interest loans, fees and/or taxes. Recent discussions have included the potential to charge per acre fees. A rate study is being initiated for the potential fees to be collected through property tax assessments in 2023.

**Subscribe to Solano Subbasin GSP Updates at [solanogsp.com](http://solanogsp.com)**

**USDA Natural Resources Conservation Service ~ Teri Knight**

Hello from NRCS Vacaville. I am Teri Knight, the District Conservationist for Solano County, CA. I arrived in early February 2021 from Las Vegas, Nevada where I was a District Conservationist covering 3 very large counties. My work there was primarily crop (alfalfa), range (livestock systems, brush and range management) and urban. I have worked in 3 western states (AZ, CA, NV) as an NRCS Resource Conservation and Development Coordinator, a Natural Resource Specialist, Range Specialist and District Conservationist. In January, I will celebrate 20 years of service with USDA – NRCS. I would like to share some highlights from our 2021 fiscal year at NRCS California.

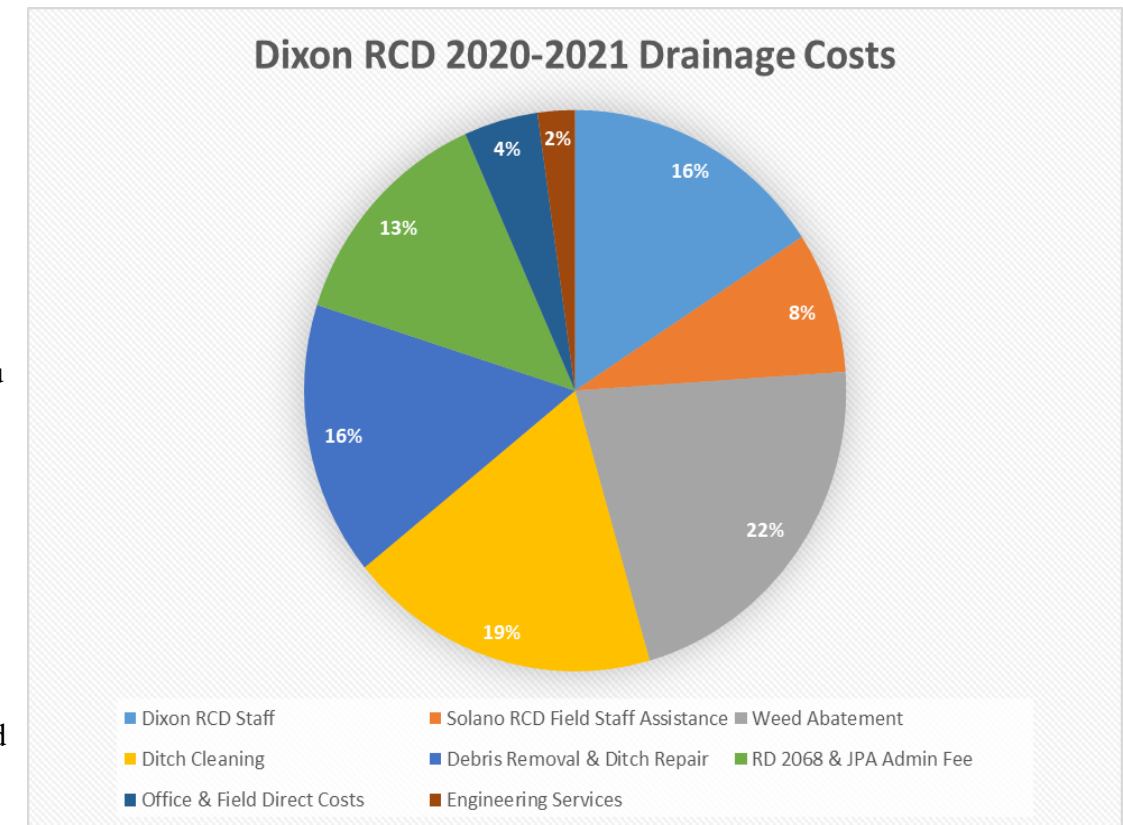
	Number of Contracts	Dollars Invested
Solano County	19	\$ 1,502,900
Area 2 San Francisco Bay Delta	408	\$ 22,919,800
State wide	1845	\$127,353,800

California invests more Farm Bill money than 17 states combined !!! This would not be possible without a great team. On the Vacaville staff are two conservation planners, Dagoberto Osorio and Petros Maskal; our office engineer, Christine Brown; engineering support from Issac Garcia (student intern), Liz Colby and Carolyn Jones; our partner biologist from Point Blue, Grant Halstrom and our office administrator, Phyllis Thompson. The effort and diligence of these conservationists with our customers put projects on the ground in a truly diverse and amazing agricultural community. I have been privileged to be invited on many properties and learn from you all. Thank you for such a great introduction to local agriculture. On the near horizon is our first application deadline for all EQIP programs – **December 10, 2021**. Please mark your calendars and get your applications in before or by December 10<sup>th</sup>. Give us a call for more information. We are here to serve. Our offices are still closed to the public, but we will happily meet by appointment. Masks and social distancing are required. I hope to meet you over the coming months and new year!

2020/2021 Fiscal Year	Governmental Services		Professional Service		Combined District Operations
	Ditch Operations	Other Government Activities	Water Quality Coalition	Dixon Regional Watershed JPA	
<b>Total Revenues</b>	\$ 159,059	\$ 150,051	\$ 120,351	\$ 26,195	\$ 455,655
<b>Staff Expenses</b>	\$ 25,681	\$ 83,904	\$ 86,855	\$ 10,258	\$ 206,698
<b>Ditch Maintenance Exp.</b>	\$ 99,601	\$ -	\$ -	\$ 11,962	\$ 111,563
<b>Overhead &amp; Direct Exp.</b>	\$ 48,943	\$ 31,426	\$ 25,854	\$ 2,242	\$ 108,465
<b>Capital Improvements</b>	\$ -	\$ -	\$ -	\$ -	\$ -
<b>Total Expenses</b>	\$ 174,225	\$ 103,813	\$ 112,709	\$ 24,462	\$ 426,726
<b>Net Position 2020-2021</b>	\$ (15,166)	\$ 34,721	\$ 7,642	\$ 1,733	\$ 28,929

**Note:**

Along with the increased ditch fees, grant funding and shared service agreements with other agencies have helped the District achieve sufficient reserves. The Board’s objective continues to be to use the ditch maintenance fees paid by you to maintain and improve the drainage system.



**Fiscal Year 2021-22**

The ‘21 -’22 Budget anticipates a negative net position of \$34,580, primarily due to increased ditch capital expenditures and increased costs for ditch maintenance activities. Overall, the District’s financial position is sound. The Board continues to monitor revenues and expenses to ensure the overall plans and objectives set forward in the 2016 Ditch Maintenance Fee Rate Study are achieved. The Board expects that during the next five (5) year planning period, expenditures will at times exceed revenues. However, the Board has dedicated reserves sufficient to cover the anticipated fluctuations.

2016 Rate Study vs. Actuals Comparison	2017 - 2021			
	Description	Avg. Rate Study	Average Actual	Difference
<b>Budget Expenditures</b>				
Ditch Operations (Ditch)	\$152,487	\$148,849		-\$3,638
Administration Operations (District)	\$99,441	\$132,211		\$32,770
Capital Improvements	\$12,500	\$3,068		-\$9,432
<b>Total Expenditures</b>	<b>\$264,428</b>	<b>\$284,128</b>		<b>\$19,700</b>
<b>Funding Sources</b>				
Beginning Fund Balance	\$507,022	\$535,102		\$28,080
Receipts from revenues				
Ditch Maintenance Fee-based Revenues	\$108,898	\$108,778		-\$120
Drainage Services Agreements Revenues	\$27,673	\$27,569		-\$104
Property Tax Revenue	\$104,604	\$117,572		\$12,969
Other Revenues (Interest/Fees/Grants/Agreements)	\$15,750	\$40,464		\$24,714
<b>Total Revenues</b>	<b>\$256,924</b>	<b>\$294,383</b>		<b>\$37,459</b>
<b>Ending Fund Balance</b>	<b>\$500,568</b>	<b>\$540,755</b>		<b>\$40,187</b>
Change in fund balance	-\$6,454	\$5,654		\$12,107